



Door County School Data for Consideration in Decision Making

Key Considerations:

- COVID is a new disease. More is learned each day. As we learn more, guidance and recommendations are subject to change,
- Schools play an essential role in the infrastructure and well-being of Door County and our local communities.
- All schools are unique and have different enrollments, learning environments, staffing levels, circumstances, resources and consideration that should be taken into account along with the local community data.
- It will take a concerted, community effort to reduce the risk of COVID transmission in our schools throughout the upcoming school year
- Students, parents, teachers, school administrators and staff, The Health Department, local health care systems and community members all play critical roles in reducing the risk of COVID transmission.

How to Use this Guidance:

This guidance is intended to serve as a tool to provide schools with local data and metrics to assist in decision making regarding operations of schools in the midst of the COVID-19 pandemic. This guidance should be used as one tool, in addition to consideration related to your school's unique characteristics and circumstances.

This guidance takes into account data in three areas: Epidemiology, Healthcare and Public Health.

Re-evaluation and reporting Criteria progress:

The Door County Public Health department provides weekly update of the progress made in each of the three categories every Thursday morning by 9am. These updates will be included in the Door County Situational Report and available on the Door County Covid – 19 website

<https://www.co.door.wi.gov/909/Situation-Update-August-31-2020>

Data to Determine Risk: Data is provided to aid the schools in determining the risk level associated with learning scenarios. Metrics are identified in each category using benchmarks that are calculated and reported weekly.

Category	Current Data 10-14-20
-----------------	---------------------------------

Epidemiology

This data is provided to help gauge disease activity in Wisconsin and Door County.



Indicators provided represent:

Green = Low
Yellow = Moderate/Medium
Orange=High
RED= VERY High

Burden Status and Correlating Values:

Burden Status	Value (based on Door County Population of 27,439)
Low	<3 Cases
Moderate	4 -13 Cases
Moderately High	14-27 Cases
High	28+ Cases

Additional Data available on DHS Website: <https://www.dhs.wisconsin.gov/covid-19/local.htm>
 DHS Resource for Data Interpretation: <https://www.dhs.wisconsin.gov/covid-19/data-101.htm>

Metric 1	State Positivity Rate (14-day average)	20.1%
Metric 2	Door County Positivity Rate (last 14-days)	11.87%
Metric 3	WI DHS reporting of Door County's Activity Level*	
Metric 4	WI DHS reporting COVID-19 Burden Status*	




Metric 5	Confirmed Case Count of COVID-19 by age	Cumulative	Age	Cases	September	Age	Cases
			0-10	20		0-10	16
			11 -20	51		11 -20	35
			21-30	76		21-30	52
			31-40	46		31-40	29
			41-50	47		41-50	30
			51-60	76		51-60	51
			61-70	48		61-70	26
			71-80	37		71-80	24
			>80	10		>80	6
			Total	411		Total	269

Healthcare

This data is provided to gauge the capacity of our local healthcare system to care for COVID-19 patients.

Indicators provided represent:

- Green = Adequate
- Yellow = Nearing Capacity
- RED= Above Capacity



Metric 5	Door County Medical Center (DCMC) has the ability to treat all patients requiring hospitalization without resorting to crisis standards	
Metric 6	Wisconsin COVID-19 Hospitalization Rate	7%
Metric 7	Door County COVID-19 Hospitalization Rate	
Metric 8	DCMC Testing Capacity	

Public Health Capacity

This metric is provided to gauge the capacity of Public Health staff to meet state standards for contact tracing.

Indicators represent:

Green = Adequate
Yellow = Nearing Capacity
RED= Above Capacity

Metric 9	Every resident who tests positive for COVID-19 is interviewed within 24 hours of test results	
Metric 10	Contacts to COVID-19 positive individuals are interviewed within 48 hours of test results	

*COVID activity data is available by county. Data by school district is currently unavailable. Schools may consider incorporating school absentee data into their decision-making process as well.